




## Department of Learning and Teaching




### Summer Adventures 2019

Kindergarten – 4th Grade

July 8<sup>th</sup> – August 1<sup>st</sup> | 4 days per week | 3 hours per day

# **Table of Contents**

<b>Overview</b>	<b>3</b>
<b>Demographics</b>	<b>4</b>
<b>Student Feedback</b>	<b>5</b>
<b>Budget</b>	<b>6</b>
<b>Conclusion/Looking to the Future</b>	<b>6</b>



## Overview

### Elementary Summer Adventures

The goal of the Elementary Summer Adventures program was to engage over 500 students in literacy, STEM (mathematics), and experiential opportunities for students. Students came from all elementary schools for learning and fun. Listed below was the schedule for students and what families could expect of the program:

#### Student Schedule:

Breakfast	8:45 am – 9:00 am
Summer Math, Coding, and Reading Adventures	9:00 am – 12:00 pm
Lunch	12:00 pm - 12:30 pm

#### What You Can Expect from This Program:

- High quality selection of “Just Right” books for students to read daily
- Engaging activities STEM activities to build understanding
- Targeted strategies to build reading and math skills
- A safe, enriching place to grow, learn, and build independence



## 2019 Summer Adventures Video

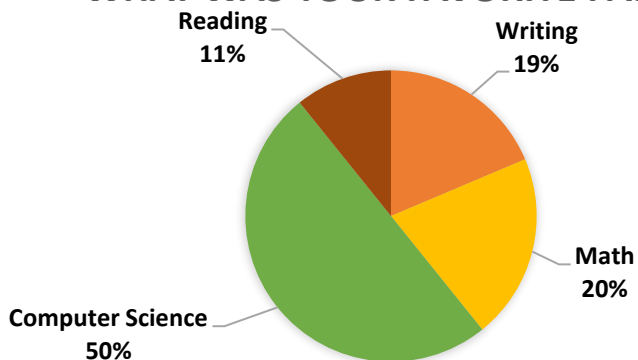
# **Student Demographics**

<b>Participants</b>		<b>Percentages</b>
<i>Total Students: 582</i>		
<b>Gender Make-Up:</b>		
Boys:		49%
Girls:		51%
<b>Ethnicity:</b>		
American Indian/Alaska Native	3	0.5%
Asian	92	15.8%
Hawaiian/Pac. Islander	10	1.7%
Black	121	20.8%
Hispanic	230	39.5%
White	83	14.3%
Two or More Races	43	7.4%
<b>Grade:</b>		
Kinder	108	18.6%
1st Grade	119	20.4%
2nd Grade	127	21.8%
3 <sup>rd</sup> Grade	126	21.6%
4 <sup>th</sup> Grade	102	17.5%
<b>Student Population:</b>		
English Language Learners	304	52%
McKinney-Vento	35	6%
Special Education	102	12%

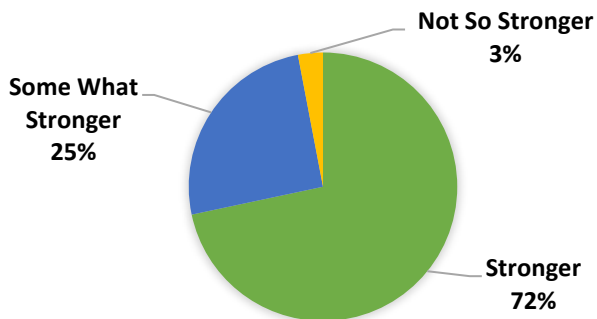
The summer adventures program continued to grow this year serving 582 students, serving over 40 more students. The decision was made to expand the grade levels being served to include Kindergarten through fourth grade (rising 1<sup>st</sup> to 5<sup>th</sup> graders). The Summer Adventures student ethnicity demographics closely match that of the general makeup of the overall district. Students in special programs were also well represented with a larger percentage of the students being English Language Learners, a growing population for the district. This year’s diverse population reinforced the district’s continuous goal of removing barriers and serving its underrepresented groups.

# Student Feedback

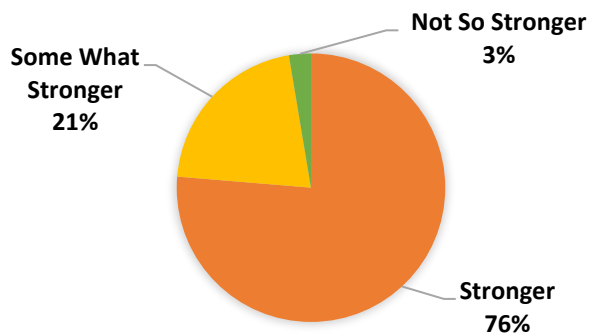
## WHAT WAS YOUR FAVORITE PART?



## I FEEL LIKE A STRONGER WRITER AFTER COMING TO SUMMER ADVENTURES



## I FEEL LIKE A STRONGER MATHEMATICIAN AFTER COMING TO SUMMER ADVENTURES



## What is one thing you learned at Summer Adventures?

- Coding
- Math
- Reading & Writing

## What would make Summer Adventures better?

- More recess
- Field trips
- More art days



## **Budget**

<b>2019 Summer Adventures</b>	<b>Renton Schools Foundation Grant:</b>	<b>District Contribution:</b>	<b>Totals:</b>
Salaries and Benefits:	\$27,207.17	\$337,055.43	<b>\$364,262.60</b>
Transportation:	-	\$46,251.64	<b>\$46,251.64</b>
Curriculum & General Supplies:	30,822.79	2,791.52	<b>\$33,614.31</b>
<b>Totals:</b>	<b>\$58,029.96</b>	<b>\$386,098.59</b>	<b>\$444,128.55</b>

## **Conclusions/Looking to the Future**

This summer, 582 elementary students had the opportunity to participate in a sixteen-day Summer Adventures program. The Renton Schools Foundation donation allowed the Summer Adventure program to purchase ample instructional materials and needed curriculum. The coding curriculum was very popular with students. An exposure which will likely be fostered by an expanding computer science initiative in elementary classrooms, thanks to RSF donations. RSF funding also provided the program room, to again, hire a para-educator to each classroom, ensuring students have more opportunities to individualized instruction.

The continued Renton Schools Foundation support has given the district means to expand Summer Adventures in a meaningful way, by offering more students quality out-of-school instructional programming, a service many students may not have access to otherwise. This year, the cost of the program was about \$48 per student per day (or \$763 per student for the entire program). Next summer, we want to continue to offer a similar program for our underrepresented populations.

